

PC Brother System Care Pro

VeeCan Software Ltd.
<http://www.pc-brother.com/>

Pages Order

Overview of PC Brother System Care ProPages 4

Purchase.....Pages 5

Getting Started.....Pages 6-30

Company Information.....Pages 31

Frequently Asked Questions.....Pages 32-33



Learn more about PC Brother System Care Pro: <http://www.pc-brother.com>

If you have any questions about our application, please feel free to contact us: support@pc-brother.com

Copyright (c) 2008-2011 VeeCan Software Ltd. All Rights Reserved.



Overview of PC Brother System Care Pro

PC Brother System Care Pro is Upgraded Now!

More effective features are upgraded. From interface, **PC Brother System Care Pro** has a totally different interface, more smart and vivid. We have reduced some pop-up windows and buttons to help users catch the main point clearly, and easily find out the desired button to operate. Still, we have added some more one-click buttons for users to operate more clearly. It saves users' operation time and easy to use.

By using former version, many users sent us their suggestions and advice. To feedback our customers, we have adjusted some features to make this PC Brother System Care Pro more suitable for users to use. We still need your feedback, we hope to design a software that can fit for all your need. And we will continues update, because we hope go forward together with you.



Learn more about PC Brother System Care Pro: www.pc-brother.com

If you have any questions about our application, please feel free to contact us: support@pc-brother.com

Copyright (c) 2008-2011 VeeCan Software Ltd. All Rights Reserved.

Purchase

Free Version Limitations:

Time Limitation: Maximum 15 days.

Service Limitation: Neither customer service, nor upgrade for full version.

Registration Benefits:

Full functions

Users can enjoy full functions of PC Brother System Care Pro.

Free updates

Free online updates.

Free technical support

We are pleased to offer our care to meet your needs. We promise our customers, any customer questions will be replied within 1 business day!

To purchase the full version of PC Brother System Care Pro, please make sure you are connected to the internet and click the line below.

[Purchase PC Brother System Care Pro](#)

If you have any problems when registering, please feel free to contact us directly:

support@pc-brother.com

Visit our website: www.pc-brother.com

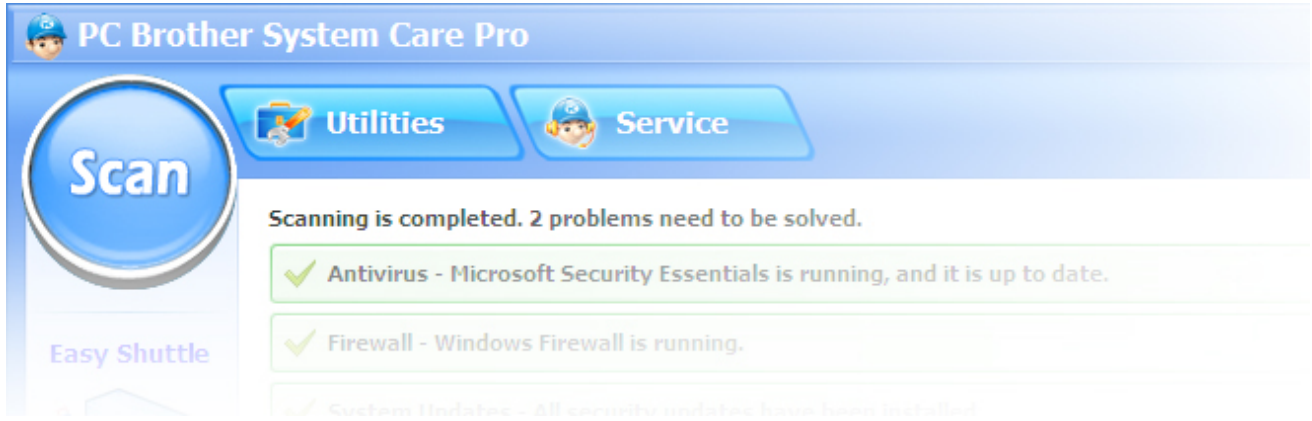
Copyright (c) 2008-2011 VeeCan Software Ltd. All Rights Reserved.



Getting Started

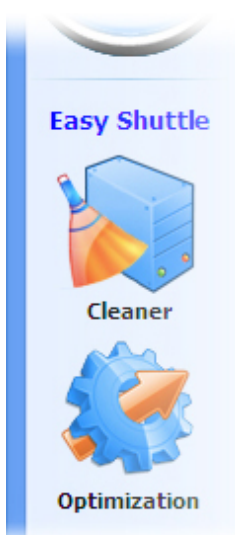
The followings are available in the tool bar and main screen. In this page, users can understand what are those used for, and then can operate them exactly.

Menus



- **Scan:** Evaluate system security from detecting antivirus, firewall and system updates, and list need to optimize items by scanning disk and registry items.
- **Utilities:** 8 powerful utilities are collected here for users to clean registry and disk; optimize memory and system; manage program and network; keep system and IE security.
- **Service:** Offer 24*7 service to help users solve computer problems.

Easy Shuttle



- **Cleaner:** One-click can easily clean Windows temporary files, Windows registry redundant data and IE cache data.
- **Optimization:** One-click can easily optimize computer appearance, performance, network and service.


Sub-menu

Utility:

 Registry Cleaner Registry Cleaner cleans, repairs and optimizes the Windows registry.	 Program Management Program Management can list all kinds of installed software.
 System Security System Security can detect your computer's security status.	 System Administration System Administration can speed up system performance.
 Network Management Network Management can help users manage their network.	 Memory Optimization Memory Optimization can optimize your system's memory.
 Disk Cleaner With Disk Cleaner, you can clean up your hard disk.	 IE Tools IE Tools can help you repair faults from Internet Explorer and keep web-surfing secure.

- Registry Cleaner: Clean invalid keys and data to improve system performance.
- Program Management: List all installed software's information for users to manage and offer new software to download.
- System Security: Detect system security from antivirus, firewall, system updates and shared resource.
- System Administration: Speed up system by a series of professional system tools, such as "Processes", "Startup", "Service"...
- Network Optimization: Manage networks and make it more effectively.
- Memory Optimization: Detect current usage of CPU, memory and page file and help users free memory to increase memory.
- Disk Cleaner: Optimize disk to save more space and speedup system.
- IE Tools: Repair faults from IE and system, clean temporary files, cookies, history and plug-ins and keep web-surfing secure.

Background Maintenance

**Background Maintenance (State: ON)**

PC Brother is running a number of maintenance tasks in background, such as updating system, cleaning files and defragging disk, which work well for improving system performance. These tasks will automatically run while system is idle, and never disturb your business.

PC Brother takes care of your computer, so you don't need to.

- Background Maintenance: Help users to maintain system automatically when computer is free.



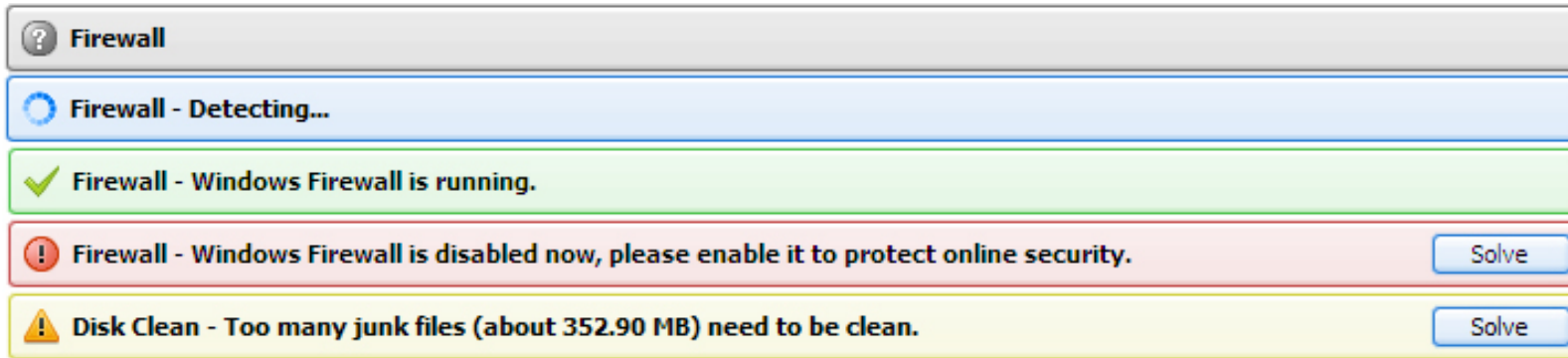
Scan

Run **PC Brother System Care Pro**; The **Scan** tab shows out.

1. Displays current detected system state. There are 3 colors indicate the different system states:
"Red" means system is in danger, and needs to be fixed at once;
"Yellow" means system needs to be optimized in order to run faster;
"Green" means system is well protected.

2. "Scan" button can help users scan system to get the latest system status. "Home" button help users back to the main window.

3. Lists normal and secure items to scan, different background shows different state:



1. "Gray" means system have not been scanning yet.
2. "Blue" means application is detecting now.
3. "Green" means everything goes well.
4. "Red" means in an emergency, system item need to be solved immediately.
5. "Yellow" means system items need to optimize. It's a warning but not too serious than "Red" item.



Learn more about PC Brother System Care Pro: <http://www.pc-brother.com>

If you have any questions about our application, please feel free to contact us: support@pc-brother.com

Copyright (c) 2008-2011 VeeCan Software Ltd. All Rights Reserved.



Utilities -> System Administration

Run **PC Brother System Care Pro**; then choose **System Administration** in the **Utilities** tab.

Processes, Startup, Services and Connections

Detect unneeded tasks to terminate, disable or stop your process, startup, service or connection.

The screenshot shows the 'Processes' tab in the PC Brother System Administration window. The main window displays a list of processes with columns for Process Name, PID, CPU, PM, and VM. A context menu is open over the first 'chrome.exe' process (PID 3772), listing options such as 'Terminate Process', 'Terminate Process Tree', 'Set Priority', 'File Location', 'File Properties', 'Refresh List', and 'Search Online'. The 'Process Details' pane on the right provides the following information for the selected process:

- Process Name:** chrome.exe
- PID:** 3772
- User Name:** yannini
- Path:** C:\Documents and Settings\yannini\Local Settings\Application Data\Google\Chrome\Application\chrome.exe
- Command Line:** "C:\Documents and Settings\yannini\Local Settings\Application Data\Google\Chrome\Application\chrome.exe"
- Startup Time:** 12/9/2010 9:24:52 AM
- File Description:** Google Chrome

All items are listed in the window, users can operate items by right clicking, and get process details in the right window by clicking on each.







Properties

Your computer's general information is listed in this window. This includes; system information, hardware information, performance running state and disk usage data.

The screenshot shows the 'Properties' tab in the PC Brother System Administration window. The window displays system information, hardware details, and performance metrics. The 'Performance' section is expanded, showing the following data:

Item	Value
Graphics Card	NVIDIA GeForce 6100 nForce 400
Performance	
Boot Time	12/9/2010 9:20:54 AM
Duration Time	0 Day(s) 2 Hour(s) 46 Minute(s)
CPU Usage	Total: 12 % Core 1: 11 % Core 2: 11 %
Physical Memory	Usage: 57 % Total: 1,982.42 MB
Page File	Usage: 34 % Total: 3,807.11 MB
Kernel Memory	Usage: 58 % Total: 140.14 MB
Total Handles	53552
Total Processes	53

Tools: Windows system tools are listed here for users to find easily.

Name	Description
 About Windows	Display Windows version information.
 Command Prompt	Opens a command prompt window.
 Computer Management	View and configure system settings and components.
 Event Viewer	Displays monitoring and troubleshooting messages from
 Internet Options	View and configure Internet Explorer settings.
 Internet Protocol Configuration	View and configure network address settings.



Learn more about PC Brother System Care Pro: <http://www.pc-brother.com>

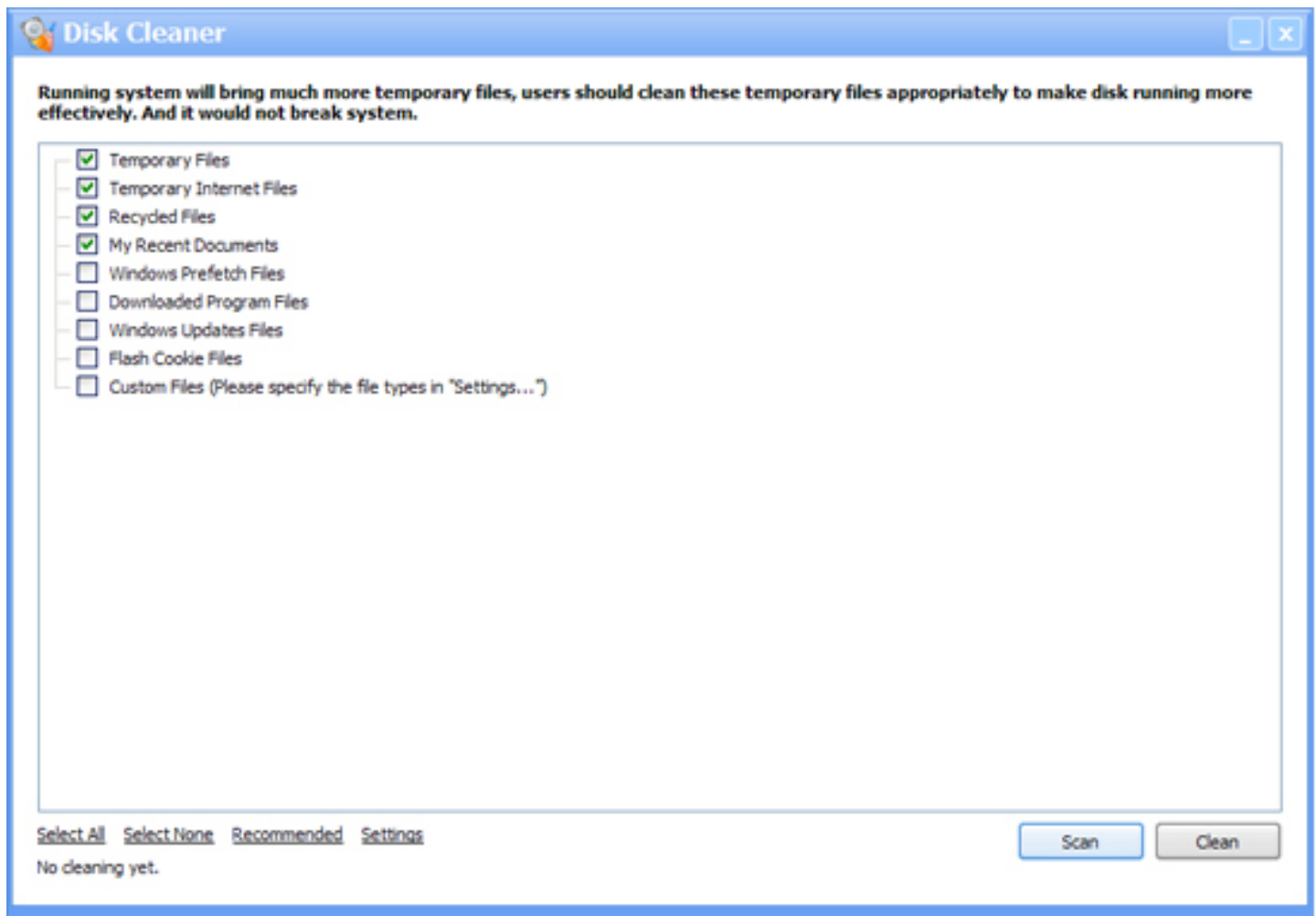
If you have any questions about our application, please feel free to contact us: support@pc-brother.com

Copyright (c) 2008-2011 VeeCan Software Ltd. All Rights Reserved.



Utilities -> Disk Cleaner

Run **PC Brother System Care Pro**; then choose **Disk Cleaner** in the **Utilities** tab.



Disk Cleaner: Clean unneeded system files in disk to increase disk space. Select each item to scan or just use recommended settings to scan files.

<input checked="" type="checkbox"/>	Temporary Files
<input checked="" type="checkbox"/>	Temporary Internet Files
<input checked="" type="checkbox"/>	Recycled Files
<input checked="" type="checkbox"/>	My Recent Documents
<input type="checkbox"/>	Windows Prefetch Files
<input type="checkbox"/>	Downloaded Program Files
<input type="checkbox"/>	Windows Updates Files
<input type="checkbox"/>	Flash Cookie Files
<input type="checkbox"/>	Custom Files (Please specify the file types in "Settings...")

Scan: Scan first to get all selected files.

Clean: Clean these files to increase disk space.



Learn more about PC Brother System Care Pro: <http://www.pc-brother.com>

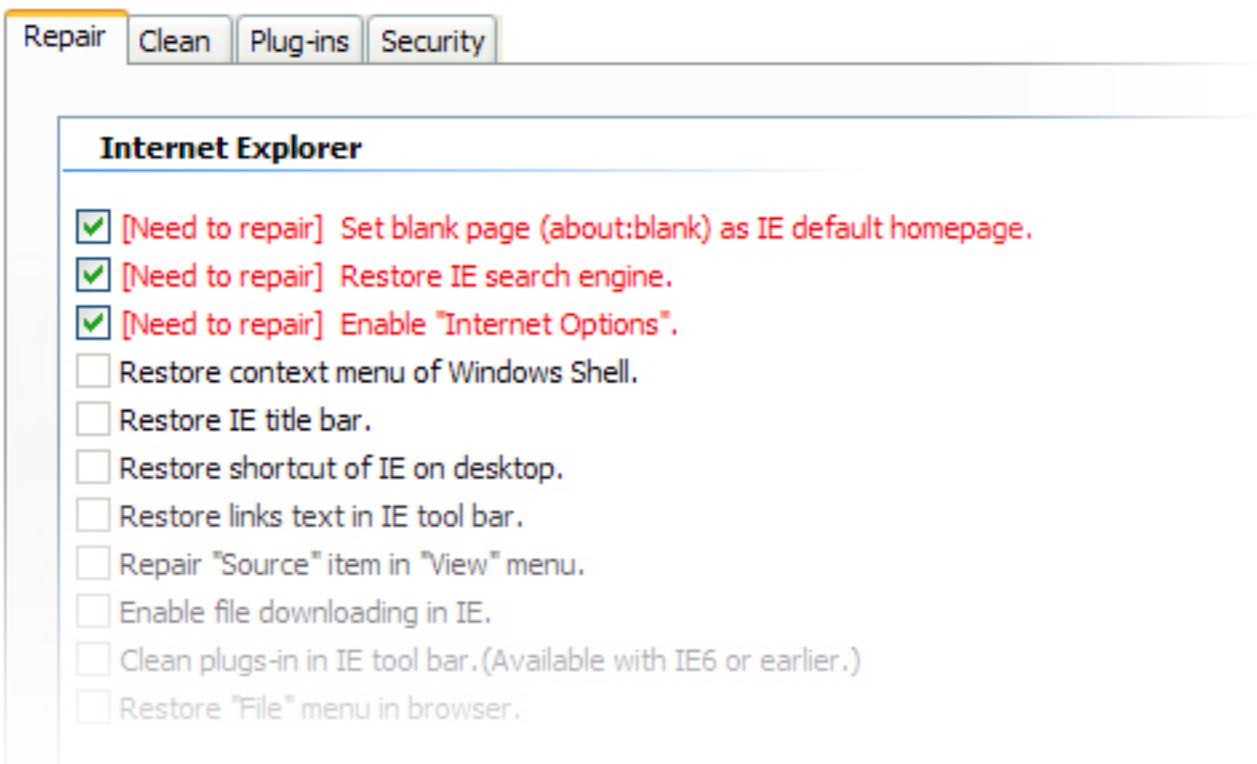
If you have any questions about our application, please feel free to contact us: support@pc-brother.com

Copyright (c) 2008-2011 VeeCan Software Ltd. All Rights Reserved.



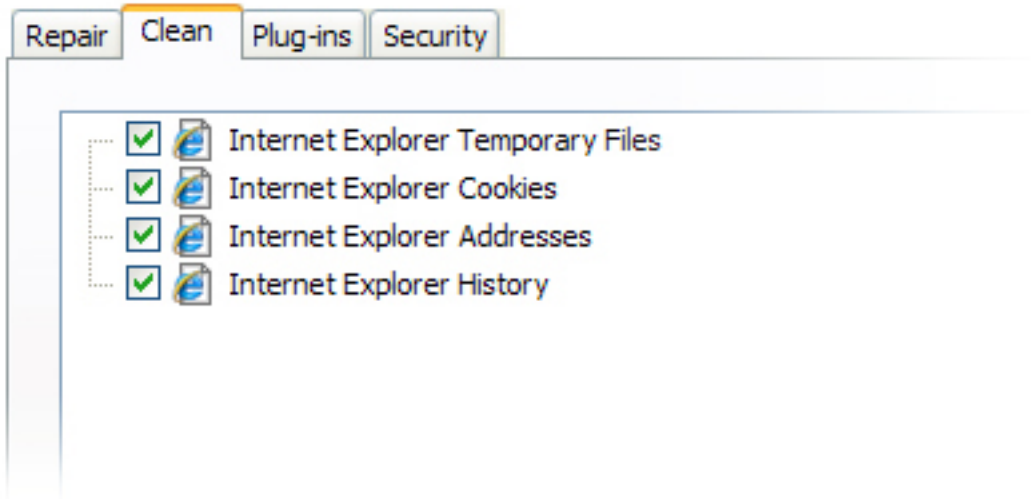
Utilities -> IE Tools

Repair: When your IE is distorted by illegal operations and experience functional restrictions, you may repair your IE problems here.

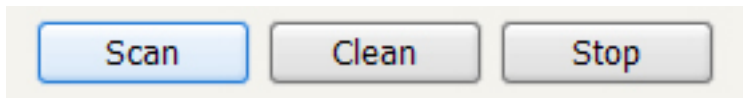


After clicking "Scan", "all need to repair items" will be showed here. Users can tick the item to repair.

Clean: This tab helps you to clean cookies, history, addresses and temporary files.

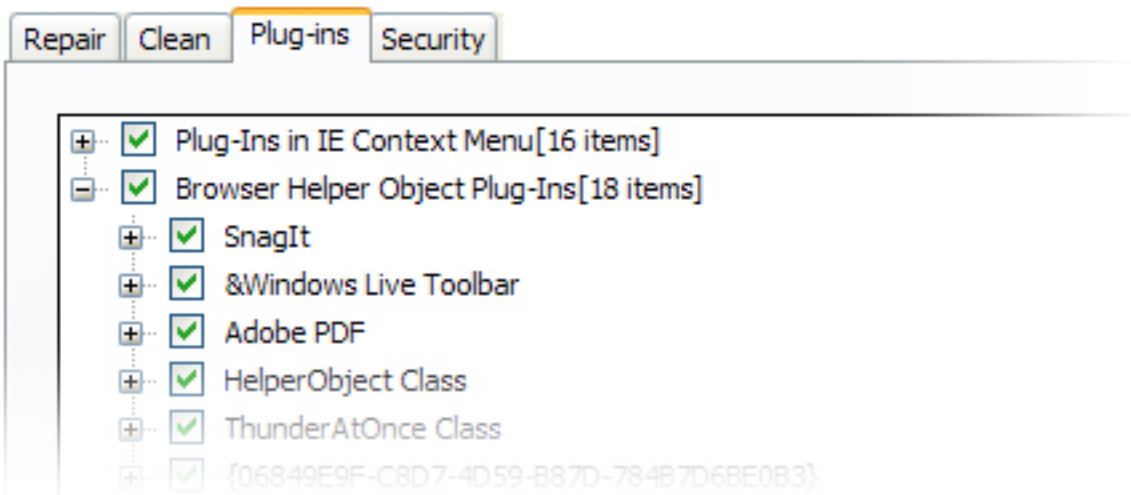


1. Users can click desired category to scan data. The scanned files and their sizes will be showed in back.



2. Scan first when you open this utility, then stop the scanning process when it is necessary and clean the scanned files.

Plug-in: This tab helps you to clean redundant plug-ins.



Security: This tab helps users to keep web-surfing secure.



1. Users can click "Turn on" or "Turn off" button to manage IE security shield.
2. The red icon will remind you that IE security shield is turned off and it will be green when IE is turned on.



Learn more about PC Brother System Care Pro: <http://www.pc-brother.com>

If you have any questions about our application, please feel free to contact us: support@pc-brother.com

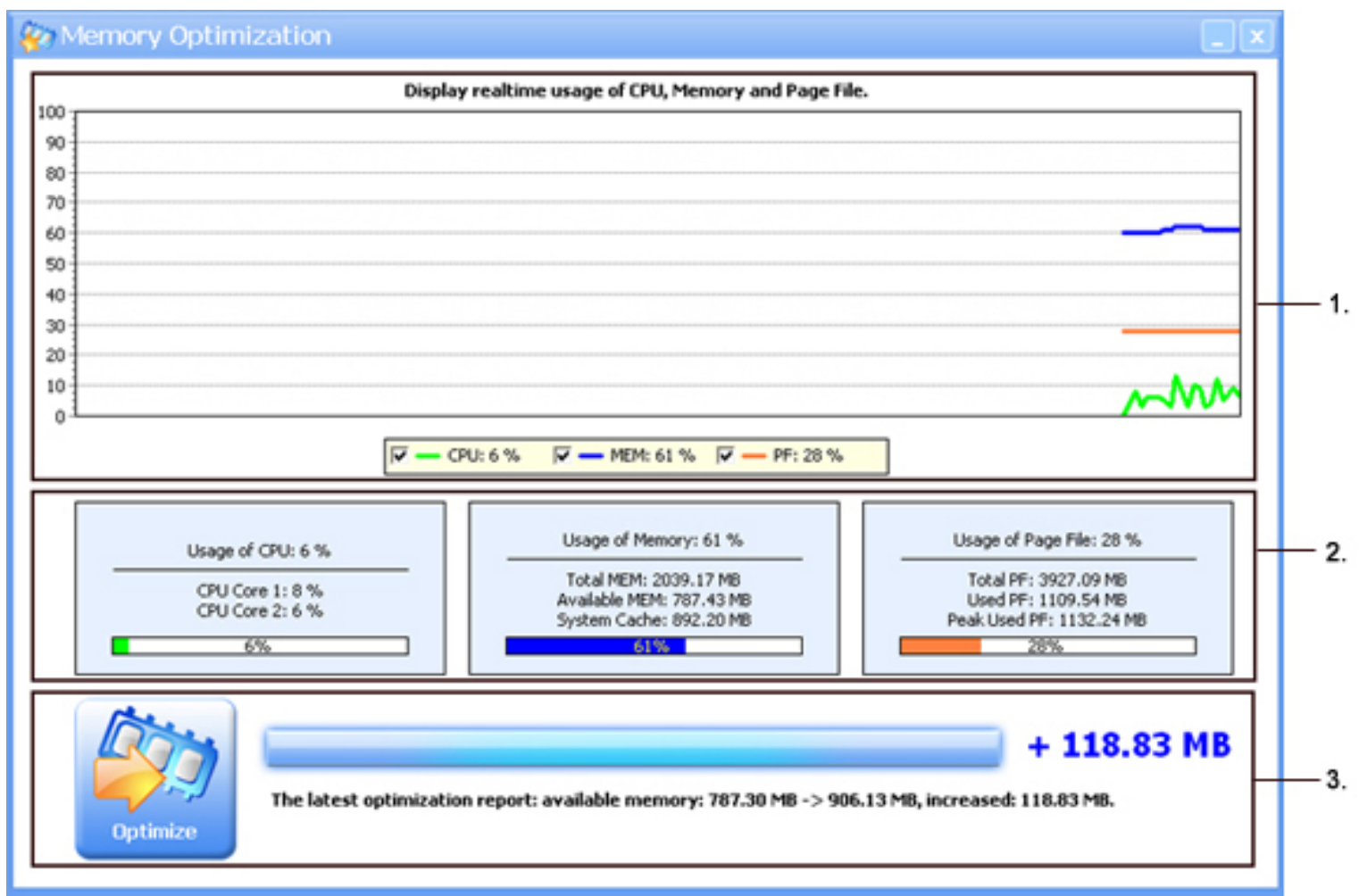
Copyright (c) 2008-2011 VeeCan Software Ltd. All Rights Reserved.



Utilities -> Memory Optimization

Run **PC Brother System Care Pro**; then choose **Memory Optimization** in the **Utilities** tab.

Memory Optimization: Displays current system usage in both graph and by numbers, and offers a smart and efficient feature for optimizing memory.



1. Select CPU, MEM (Physical Memory) or PF (Page File) to show dynamic state in graph.

2. Show details of each item, such as total usage, available usage, etc.

3. Free memory every time by clicking "Optimize", and get the latest optimization report.



Learn more about PC Brother System Care Pro: <http://www.pc-brother.com>

If you have any questions about our application, please feel free to contact us: support@pc-brother.com

Copyright (c) 2008-2011 VeeCan Software Ltd. All Rights Reserved.



Utilities -> Network Management

Run **PC Brother System Care Pro**; then choose **Network Management** in the **Utilities** tab.

IP Configuration: View and modify IP configuration, diagnose network connection state.

Repair Network: Users can repair system connection by clicking "Repair Now". Note: Repair operation will reset multiple network settings. Please repair network when necessary.

Network Dialer Management: Users can manage Dial-up connections in system by viewing their properties, modifying their configuration and backing up their configuration.



Learn more about PC Brother System Care Pro: <http://www.pc-brother.com>

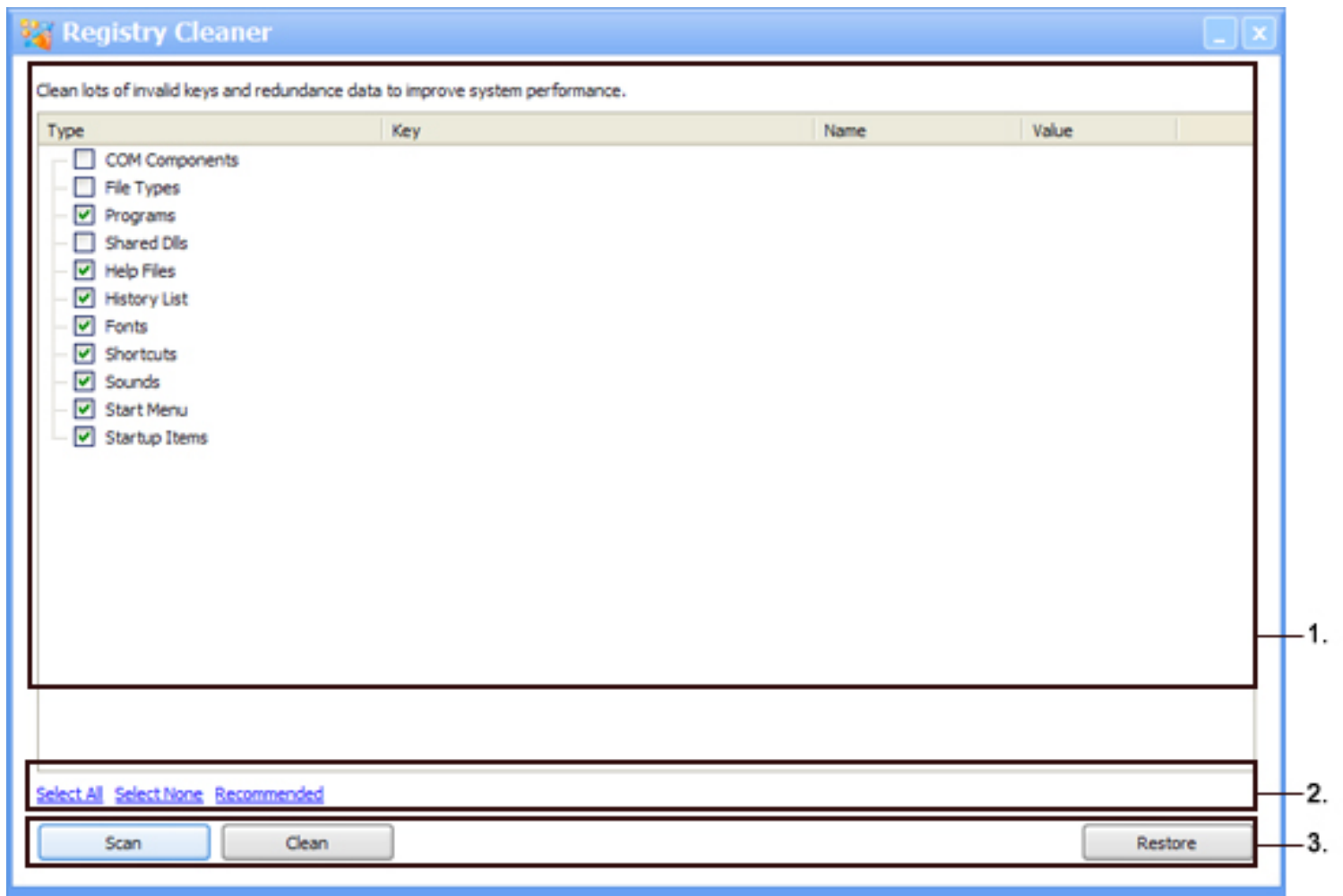
If you have any questions about our application, please feel free to contact us: support@pc-brother.com

Copyright (c) 2008-2011 VeeCan Software Ltd. All Rights Reserved.



Utilities -> Registry Cleaner

Registry Cleaner: This tab helps you to clean cookies, history, addresses and temporary files.



1. All items that need cleaning are listed here by type, key, name and value.
2. Hotkeys for users to select items which need cleaning: select all, select none and recommended.
3. "Scan" first to find items that need cleaning, then click "Clean" to delete all the selected items. Restore can help users undo changes made.



Utilities -> System Security

Run **PC Brother System Care Pro**; then choose **System Security** in the **Utilities** tab.

Security Center: Detect system security from antivirus, firewall, system updates and shared resource.

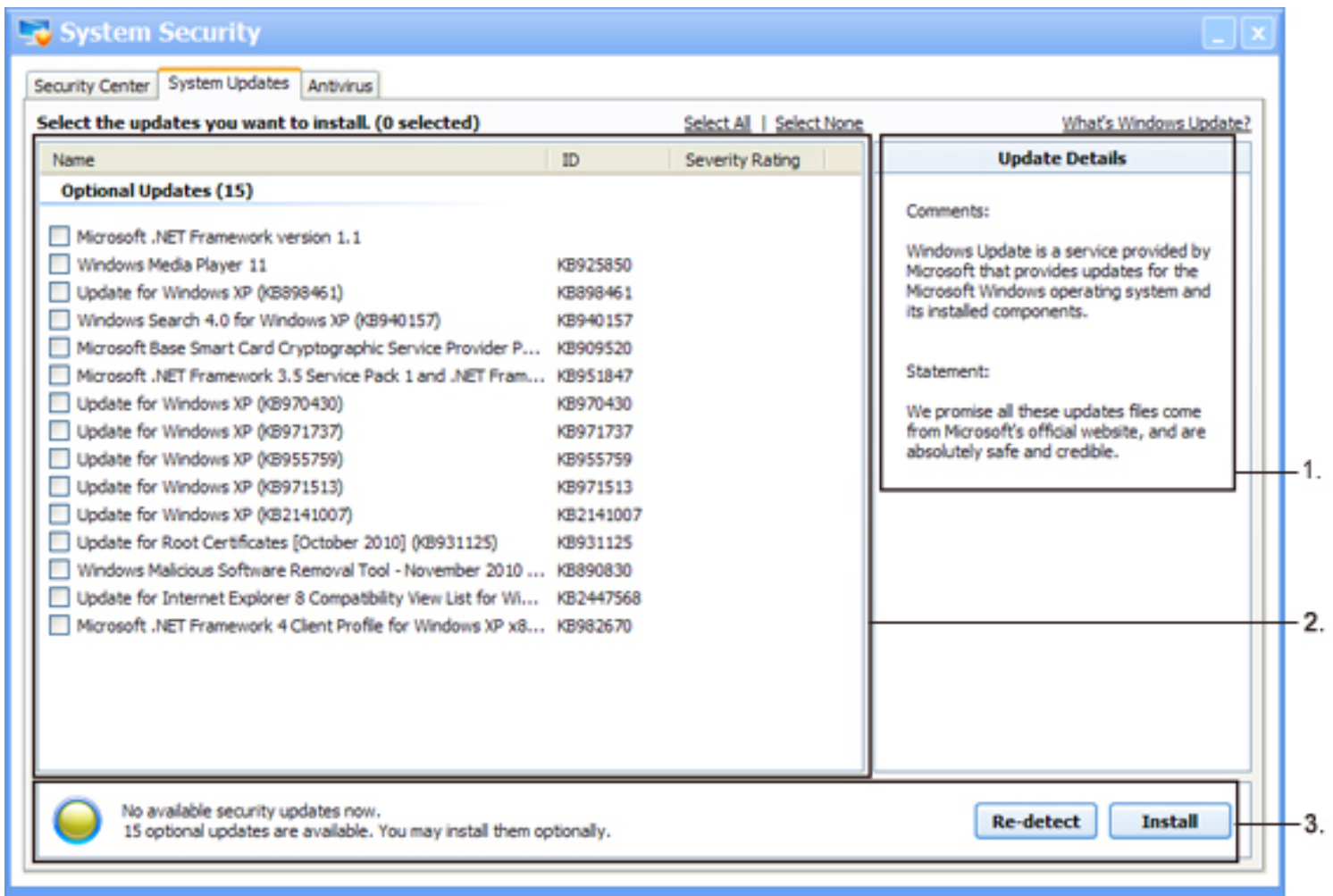


"**Yellow**" means users need to recheck certain items, such as rebooting antivirus software, checking firewalls, etc.

"**Green**" means system security is well protected.

"**Red**" means system security is in danger, and needs to be fixed at once.

System Updates: Detects all necessary updates from Microsoft and reminds users to fix in time.



1. Details about the selected updates will be shown in the right window.
2. Lists all items that need updating so users can select any one to update first.
3. Reminds users of fixing updates from serious to common.

Antivirus: List all kinds of antivirus software for users to select the desired one to buy.



Learn more about PC Brother System Care Pro: <http://www.pc-brother.com>

If you have any questions about our application, please feel free to contact us: support@pc-brother.com



Utilities -> Programs Management

Run **PC Brother System Care Pro**; then choose **Programs Management** in the **Utilities** tab.

Install: This tab gives users a one-step-shop to download and install software.

The screenshot shows the 'Programs Management' window with the following components:

- Categories:** Education, Entertainment, Aquarium Screensavers Software, Fantasy Sports Software, Poker Software, Texas Holdem Software, Finance And..., Foreign Languages, Home Hobbies.
- Programs List:**

Name	State	Size
Full Tilt Poker	Start Download	
- Taskbar:** Current downloading and installing tasks: 1 (Right-click list to get more operations.)
- Footer:** Add or Remove Windows Features. Some programs and features that are included with Windows, such as Internet Information Services, must be turned on before you can use them. Certain other features are turned on by default, but you can turn them off if you don't use them.

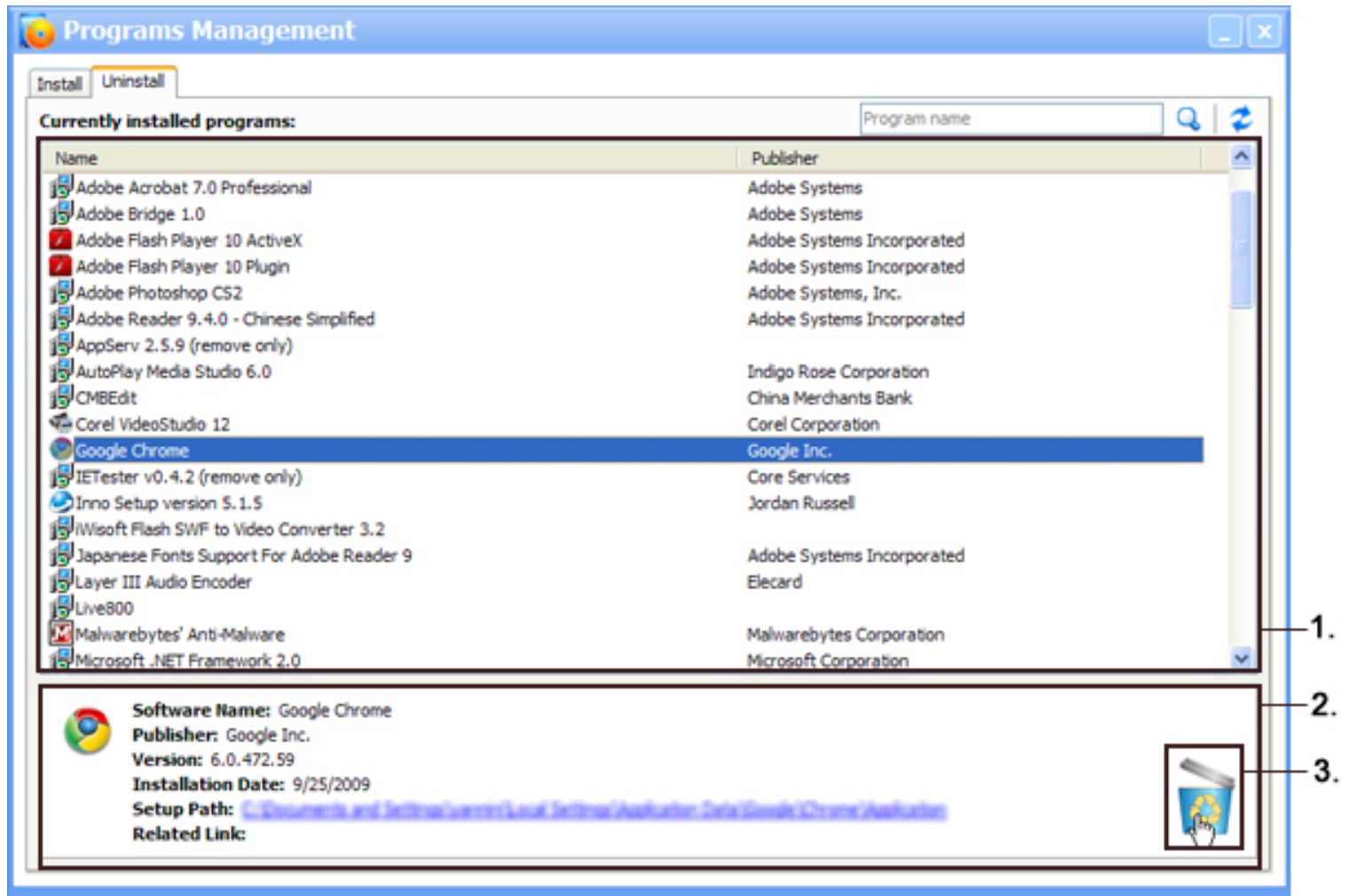
1. You can find your desired programs by specifying the software categories, and all programs listed here will be downloaded or purchased from the official website.

2. Displays the state of downloaded programs.

3. Add or remove Windows features help users turn off Windows programs.

DJ Y &

Uninstall: This tab helps you to uninstall unneeded programs completely from your computer and find software to replace the removed programs.



1. Displays the installed programs on your PC.
2. Display the selected program's detailed information.
3. One-click to uninstall the current selected program.

Copyright (c) 2008-2011 VeeCan Software Ltd. All Rights Reserved.



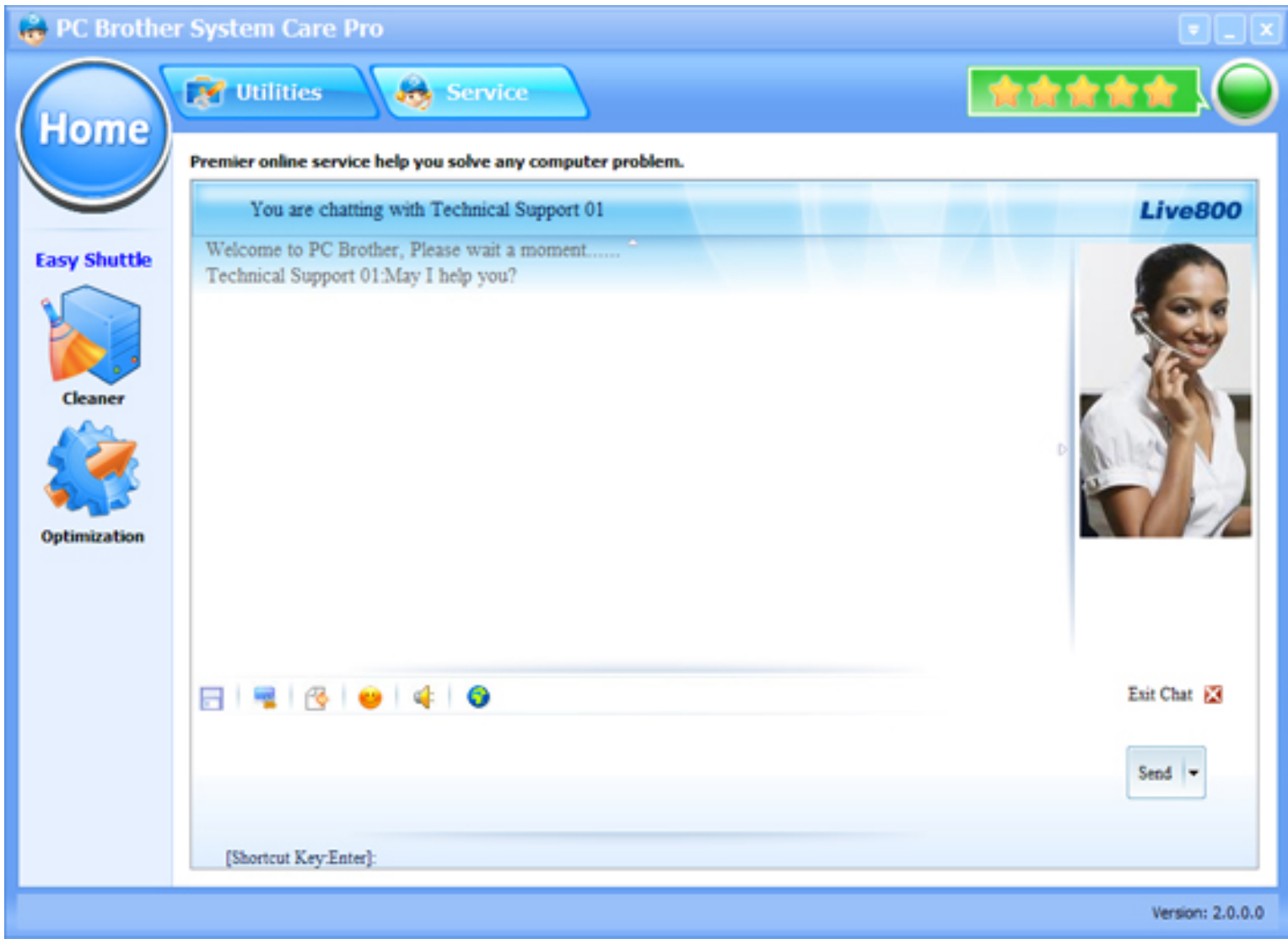
Service

Run **PC Brother System Care Pro**; then choose the **Service** tab.



Call PC Brother

Click this button to get the following dialog box, and then ask any problem you met. You can get service in 7*24, and this feature only available in PC Brother System Care Pro.



Learn more about PC Brother System Care Pro: <http://www.pc-brother.com>

If you have any questions about our application, please feel free to contact us: support@pc-brother.com

Copyright (c) 2008-2011 VeeCan Software Ltd. All Rights Reserved.



Easy Shuttle

Run **PC Brother System Care Pro**; then choose **Cleaner** or **Optimization** in the **Easy Shuttle** part.

The screenshot shows the 'Easy Shuttle' interface. On the left, there is a 'Home' button and two main options: 'Cleaner' (represented by a broom icon) and 'Optimization' (represented by a gear icon). The 'Cleaner' option is selected and labeled '1.'. The main area displays a list of cleaned items with checkboxes and status indicators:

- Windows Temporary Files**
Temporary files may be created by computer programs to store data in memory for its tasks, when the program is working in the background. Completed.
- Redundant Data in Windows Registry**
Configuration data from the Windows Registry that is no longer needed. Completed.
- IE Cache Data**
Temporary files those are used by Internet Explorer to store images, video and audio files, from websites visited by the user. Completed.

At the bottom of this list is a 'Clean' button and the text 'Cleaning complete.', labeled '2.'. Below this is a section titled 'Latest reports of cleaned items: (12/8/2010 10:17:53 AM)' with the following data:

- Windows Temporary Files: 37
- Registry Data: 0
- IE Temporary Files: 459
- IE History: 17
- IE Cookies: 30

This section is labeled '3.' at the bottom right.

IE Temporary Files: 459
IE History: 17
IE Cookies: 30

3.

1. Shortcut keys can be selected here, it's more convenient and easy-to-use.
2. Operation part for both "Cleaner" and "Optimization". Just click "Clean" button can clear all data form Windows temporary files, registry data and IE cache data. Still one-click "Optimize" can optimize all date from computer appearance, performance, network and service.
3. Last results will be showed here after operation.



Learn more about PC Brother System Care Pro: <http://www.pc-brother.com>

If you have any questions about our application, please feel free to contact us: support@pc-brother.com

Copyright (c) 2008-2011 VeeCan Software Ltd. All Rights Reserved.



Background Maintenance

Run **PC Brother System Care Pro**; then **Background Maintenance** tab shows out.

Settings

Turn on "Background Maintenance" task. Wait: 10 minutes. (1 ~ 999) Save Settings

Logs

Select date: 2011-01-07

Time	Task
15:03:15	Background Maintenance is break.
14:59:43	Background Maintenance is begin.
14:31:26	Background Maintenance is break.

Delete Logs

1. Tick the item to enable the features of maintaining system automatically in background.
 2. Set the free interval to start background tasks, and click button "Save Settings" to save your setting.
 3. View Logs: Look at the history of background working.
- ▼ Once you want to disable this feature, please cancel the step 1.



Learn more about PC Brother System Care Pro: <http://www.pc-brother.com>

If you have any questions about our application, please feel free to contact us: support@pc-brother.com

Copyright (c) 2008-2011 VeeCan Software Ltd. All Rights Reserved.

Company Information

VeeCan Software Ltd.

VeeCan Software Ltd. is a leading PC company specializing in the technology of PC protection and optimization. We are one of the first PC optimization companies to offer hardware maintenance service, and make it possible for users to optimize their PC system and download their desired software simultaneously.

We are dedicated to thinking helping our customers through comprehensive evaluations of the using habits of computer, as well as through the authoritative websites' edit report. VeeCan helps both experienced and beginner customers, who want to make the most of their PC systems. We provide our customers with solutions optimizing their computers and also offer additional valuable services to our customers.

Contact Us:

support@pc-brother.com

Our Website:

<http://www.pc-brother.com>



Copyright (c) 2008-2011 VeeCan Software Ltd. All Rights Reserved.



Frequently Asked Questions

The most frequently asked questions are as follows

1. What does system maintenance do?_

[Answer](#)

2. What is the benefit of using "Memory Optimization"? _

[Answer](#)

3. I have attempted to download the software many times, but each time the downloaded file is bigger than the file size listed on the web site. Why am I having this problem? _

[Answer](#)

4. How does software administration work?

[Answer](#)

5. What is the benefit of using Security in system maintenance? _

[Answer](#)

6. Do you sell a version of PC Brother System Care Pro for the Mac? _

[Answer](#)

What does system maintenance do?

To make the system run more stably and smoothly, "System Maintenance" can maintain users' PC by optimizing the system performance, ensuring security and by speeding up networks.

1. **Optimize** - Speeds up their PC quickly and easily by using "One-click Optimize".
2. **Security** - Automatically detects security risks and reminds users to solve them in time.
3. **Tools** - Manages "Autorun", "Process", "Service" and "Network Connections" more easily and effectively. (Recommended for professionals)
4. **PC Info** - Displays system software and hardware details.

What is the benefit of using "Memory Optimization"?

"Memory Optimization" offers user a smart and efficient feature of memory optimization, it

can optimize memory properly and efficiently, and helps the system to run smoothly.

It can do the following:

1. Display current usage of memory resource on an easy to read graph;
2. Monitor memory resource in background, and smart memory optimization;
3. One-click optimize and convenient hotkey operations;
4. Enable a "Do-Not-Disturb" setting when for when users are enjoying a game or movie.

I have attempted to download the software many times, but each time the downloaded file is bigger than the file size listed on the web site. Why am I having this problem?

This problem seems to occur only when using a download manager with specific network conditions. If at all possible, you will have better results by downloading the software normally through your browser.

How does software administration work?

"Software Administration" is a utility that enables software recommending, downloading, installing and uninstalling. It can help users easily and effectively manage software and get their system information.

What is the benefit of using Security in system maintenance?

Security center is beneficial for users who want to keep their computer secure. It can help users detect security risks, check antivirus status, manage system updates as well as firewalls. It also reminds users of important system updates.

Do you produce a version of PC Brother System Care Pro for the Mac?

No. PC Brother System Care Pro Soft Development Team does not develop Macintosh software at this time. Unfortunately, as we are not familiar with the Macintosh software market, we do not know of a solution to recommend for similar operations on the Mac platform.